



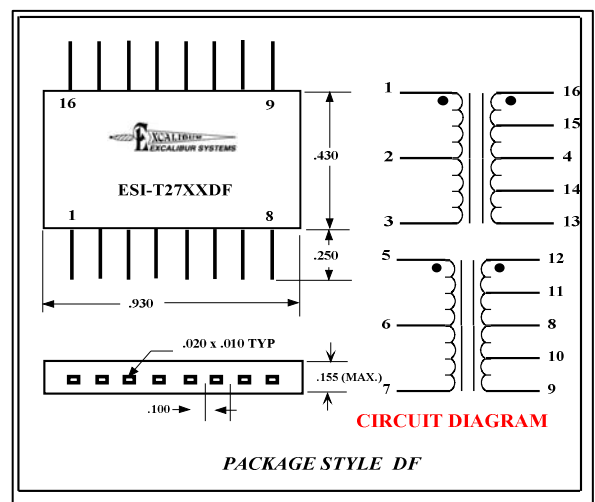
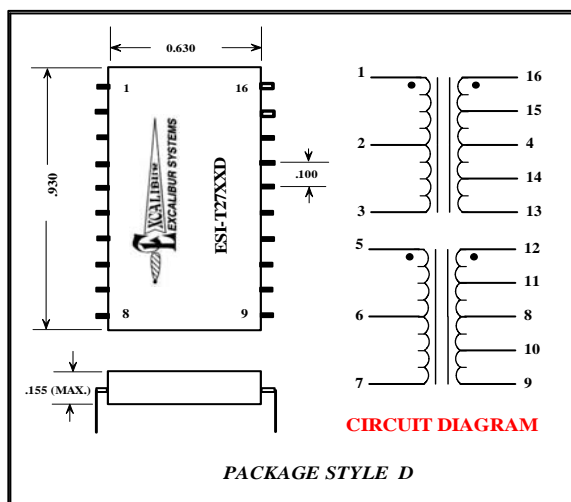
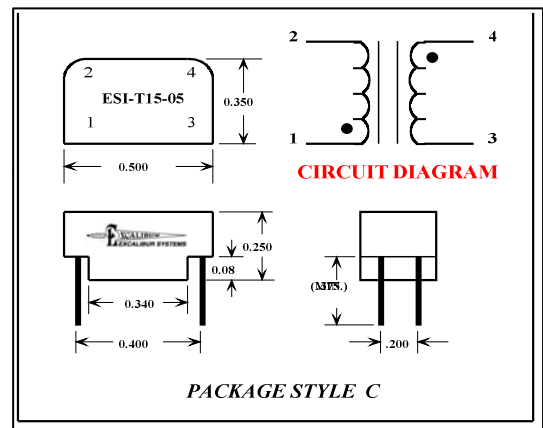
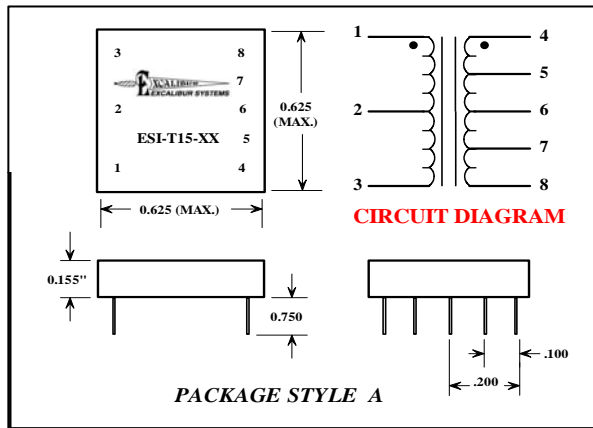
## **MIL-STD- 1553 DATABUS INTERFACE TRANSFORMERS**

PART NUMBER	TURNS RATIO	PRIMARY / SECONDARY		IMPEDANCE (Ohms MIN.)	PACKAGE
<b>ESI-T15-1</b>	1CT : 1CT	1-3	4-8	4000	A
	1CT : .707CT	1-3	5-7		
<b>ESI-T15-2</b>	1.4CT : 1CT	1-3	4-8	7200	A
	2CT : 1CT	1-3	5-7		
<b>ESI-T15-3</b>	1.25CT : 1CT	1-3	4-8	4000	A
	1.66CT : 1CT	1-3	5-7		
<b>ESI-T15-5</b>	1CT : 2.12CT	1-3	4-8	3000	A
	1CT : 1.5CT	1-3	5-7		
<b>ESI-T15-6</b>	1CT : 1CT	1-3	4-8	3000	F
	1CT : .707CT	1-3	5-7		
<b>ESI-T15-7</b>	1.4CT : 1CT	1-3	4-8	3000	F
	2CT : 1CT	1-3	5-7		
<b>ESI-T15-8</b>	1.25CT : 1CT	1-3	4-8	3000	F
	1.66CT : 1CT	1-3	5-7		
<b>ESI-T15-10</b>	1CT : 2.12CT	1-3	4-8	4000	F
	1CT : 1.5CT	1-3	5-7		
<b>ESI-T15-20</b>	1 : 1.41	1-2	3-4	3000	C
<b>ESI-T15-45</b>	1CT : 2.5CT	1-3	4-8	4000	F
	1CT : 1.79CT	1-3	5-7		
<b>ESI-T15-85</b>	1CT : 2.5CT	1-3	4-8	4000	A
	1CT : 1.79CT	1-3	5-7		
<b>ESI-T2701EX</b>	1CT : 1CT	1-3	4-8	4000	2
	1CT : .707CT	1-3	5-7		
<b>ESI-T2705EX</b>	1 : 1.41	1-2	3-4	3000	4
<b>ESI-T2725EX</b>	1CT : 2.5CT	1-3	4-8	4000	2
	1CT : 1.79CT	1-3	5-7		
<b>ESI-T2725F</b>	1CT : 2.5CT	1-3	4-8	4000	F-1
	1CT : 1.79CT	1-3	5-7		
<b>ESI-T2745D</b>	1CT : 2.5CT	1-3	16-13	4000	D
		1-3	15-14		
	1CT : 1.79CT	5-7	12-9		
		5-7	11-10		
<b>ESI-T2745DF</b>	1CT : 2.5CT	1-3	16-13	4000	DF
		1-3	15-14		
	1CT : 1.79CT	5-7	12-9		
		5-7	11-10		
<b>ESI-T2755EX</b>	1CT : 3.75CT	1-3	4-8	4000	2
	1CT : 2.7CT	1-3	5-7		
<b>ESI-T2755F</b>	1CT : 3.75CT	1-3	4-8	4000	F-1
	1CT : 2.7CT	1-3	5-7		

## MIL-STD- 1553 DATABUS INTERFACE TRANSFORMERS

<b>Droop</b>	< 20%
<b>Overshoot</b>	± 1 V max
<b>Common Mode Rejection (CMR)</b>	> 45 dB
<b>Frequency range (no load)</b>	75 kHz to 1MHz
<b>Operating temperature range</b>	-55°C to + 125°C
<b>Insulation Resistance (minimum)</b>	10kMW @ 250 Vdc
<b>Dielectric Withstanding Voltage</b>	100 Vrms

### PACKAGE OUTLINES & SCHEMATICS



# MIL-STD- 1553 DATABUS INTERFACE TRANSFORMERS

## PACKAGE OUTLINES & SCHEMATICS Cont.

